

Pinch

design **NENDO**

2016

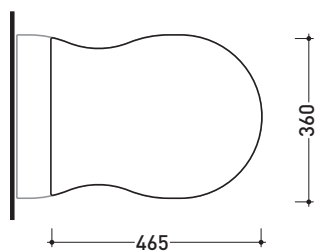
➔ **FLAMINIA.**

PHCW03

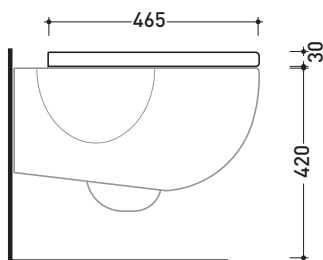
Coprivaso avvolgente in termoindurente a discesa rallentata

Complementi: Vaso sospeso Pinch (PH118)

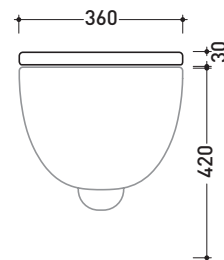
Dim. Imballo 47 x 39 x 7 cm | Peso 3 kg | Pz. Pallet n° -



vista zenitale / zenital view



vista laterale / lateral view



vista frontale / frontal view

size in mm

january 2016

THERMOSETTING: glossy finish

white

black



matt finish

milky white

graphite

lava grey

